

Going Digital Scotland



www.goingdigital.co.uk

Tel: 0131-4455029

Hi Everyone

Happy New Year from the team at Going Digital Scotland! We have lots of inspiring photography workshops on the programme for 2018 - whether you simply want to use your camera with confidence, or plan ambitious photographic holidays. My highlight of 2017 was taking a group of 9 photographers to Iceland to photograph the Northern Lights, ([see images](#)), but I am always blown away by the beauty of Scotland.

We have a few new courses this year ... wildlife photography from a hide in the Highlands of Scotland, and studio photography where you can create your OWN family portraits! If you have a passion for landscape and wildlife photography, travel with us in Scotland, Iceland and Costa Rica.

Our full list of courses is on the Going Digital Scotland website. We are constantly adding new courses, and updating availability with last minute cancellations.

<http://www.goingdigital.co.uk/photography-courses-in/scotland>

Wishing you all a happy and healthy, satisfying and creative year ahead!


Landscape photography



Scotland went VERY purple in August 2017


**We have landscape photography courses
planned in the Pentland Hills on the outskirts**

Part 1 - Get off Auto



It doesn't matter what kind of photographs you dream about - you still need to thoroughly understand aperture, shutter speed and ISO. If

of Edinburgh and in Aviemore, in the Scottish Highlands.



For the night owls: painting with light
in August 2017 students photographed the Cairngorm mountains and Rothiemurchus forest by day. After dark (and the odd whisky) a few of us ventured back out with torches to PAINT the Caledonian pine forest with light.



Rainbow over the Glenmore Forest Park



Green Lochan

In spite of not much sleep, everyone managed a pre-breakfast shoot at the Green Lochan.



ANY of these terms are still a muddle, make a NEW YEAR'S RESOLUTION to enrol on our "Part 1 - Get off Auto" course. You will learn to control your camera and get results to be proud of.

During the course you will use all the camera controls, including the "+/-" buttonwhich means your sunset can be as dark, or as bright, as you like from now on! And also "depth of field" - essential if you love arty, out-of-focus backgrounds!

It is so EASY to take good photographs. Read the reviews on our website of this life-changing course! Chris and I are extremely patient teachers.

[Student reviews](#)



November 11-17, Iceland 2018

Price: £1600 TBC



A group of 10 set off to Iceland in search of the

In February 2018 we will concentrate on creating landscape images featuring water (or ice). Learn to recognise beautiful light and how to use filters to create beautiful images.



GD photographers in Rothiemurchus

Wildlife photography - in Aviemore

This year I will be running wildlife photography workshops from a hide near Aviemore. A perfect excuse to sit still for a day and enjoy watching iconic species such as red squirrel.



Tufty!

Wildlife Photography - at the Highland Wildlife Park

Northern Lights in November 2017. After an astonishing first day of volcanic and glacial marvels the Northern Lights began to dance and spin overhead. Each day was a spectacular winter wonderland of frozen waterfalls, icebergs and snowy mountains. After watching the famous geyser erupt we had a soak in the hot mineral water of the Secret Lagoon.

Please contact me if you are interested in joining us this year!

<http://www.annahenly.co.uk/foreign-photography-holidays/>



Mesmerising: Geysir



Winter wonderland: Seljalandsfoss

Part 2 - Developing Skills



The Highland Wildlife Park in Kingussie is a great place to hone wildlife photography skills. Following a day of landscape photography in Aviemore students spend the day at the HWP. The snow leopards and polar bears are always a delight! And we will be hoping Victoria's polar bear cub thrives.



Macro Photography

Anna teaches macro photography workshops at Edinburgh's Insect and Butterfly World for those who like chasing after butterflies, snakes, geckos and spiders. We can advise on some gear and can even lend you a Nikon macro or close-up lens - you will soon be hooked on the miniature



Once all the information from the "Part 1 - Get off Auto" course has sunk in, it's time to come back for "Part 2 - Developing Skills".

Yes, there's still a lot more to learn, as we experiment with using different shutter speeds for creative reasons. If you want to learn how to freeze, blur and pan movement (waterfalls or cyclists) then this will be your ideal next course. By the end of this workshop you will be ready to tackle anything!



Portrait Photography - using Natural Light

If you would like to improve your portrait photography skills, investing in a "Portraits -

world.



Dalkeith Country Park is the perfect venue for macro photography when the forest floor is covered with bluebells.



"Natural Light and Location" course will be an excellent choice. Learn how to use the available light and space to your advantage. Bounce some sunlight onto the model with a reflector, or use a bit of fill-flash? Portrait photography is teamwork - the model has to have confidence in you.



Black and white is very flattering and timeless



Learn top tips for quickly arranging people



Pick out a non-distracting background

Motorsport



There may be an opportunity to indulge in some high-octane motorsport photography at Knockhill, Scotland's National Motorsport Centre. This will be a chance to learn how to create dynamic images of cars and bikes travelling at speed. Keep an eye on our programme.



Learn with 1:1 tuition

A very popular option is a [1:1](#) with one of the Going Digital Scotland tutors. Maybe you prefer to do a standard Going Digital course at your own pace, at a time which fits in with your schedule, at a location of your choice.

Or maybe you have a particular interest you wish to follow with some practical help! Maybe you need to learn to take half decent photographs for your business website, so it might be time to think about investing in a [Business 1:1](#).

Portrait Photography - using Flash

Drone photography



Can we tempt anyone else into learning to fly a drone for the very serious purpose of landscape photography? Mark and Anna will show you how to fly a drone safely and responsibly: your drone, or one of ours! Flying a drone is very simple. You

I plan to introduce a "Portraits with Flash" course in the autumn when the natural daylight is fading again, and flash is the only option. You will learn to use your flashgun as the main source of light, and as fill-flash. And learn to control the exposure of the subject and the background separately. You will be investing in a home studio lighting kit before you know it.....



Or how about this for an idea? Book a "Creative Portraits" session where you learn to use studio lighting.....ON YOUR OWN FAMILY! Create your own family portraits with professional help, and as many copies as you like!



Low light photography

Tripods (essential for night photography) aren't allowed in Edinburgh's Xmas market, so we captured images of the ferris wheel from Princes Street, overlaid with traffic trails. The "Christmas at the Botanic" event at the Royal Botanic Garden Edinburgh, proved a brilliant location for creative low light pictures.

do NOT need to be an expert with an X-box to pilot a drone, nor have the skills to fly a kite...."GPS lock" keeps the drone stationary in the air while you plan the next move!



Photography holiday to COSTA RICA



I am working on an exciting photo itinerary in Costa Rica in autumn 2018. Costa Rica is a photographer's paradise with the highest biodiversity on the planet. Please get in touch if you are interested! Dates and prices: TBC.


Going Digital Gift Voucher



The ferris wheel on Princes St, Edinburgh




Christmas at the Botanics



Try a "zoom burst" exposure on lights which change colour



A Going Digital gift voucher makes a perfect present. Choose any value of voucher, to be cashed in to pay for a course, or part of one!



I am cycling the Aberdovey Bike Ride 2018 and raising money for Social Bite - a Scottish charity which feeds homeless people and supports a lucky few towards employment. All contributions will be very gratefully received!

<https://www.justgiving.com/fundraising/Anna-Henly4>

I hope you have found something of interest if you have read this far!
You may be interested in joining the [Going Digital Student Facebook](#) group where you can connect with other students and share

your photos!

I post useful articles and tips and information about courses on the [Going Digital Scotland Facebook](#) page and on [Instagram](#).

Please get in touch if you have any questions. Workshops may be booked as gifts, and [gift tokens](#) can be purchased for any amount.



Copyright © 2017 Going Digital Scotland All rights reserved.

Our mailing address is:

Anna Henly, Going Digital Scotland, The Tryst, Old Pentland Road, Edinburgh EH10 7EB

[update your preferences](#) or [unsubscribe from this list](#)

This email was sent to << Test Email Address >>

[why did I get this?](#) [unsubscribe from this list](#) [update subscription preferences](#)

Anna Henly Photography · The Tryst · Old Pentland Road · Edinburgh, Scotland EH107EB · United Kingdom

MailChimp